

Scaled data based on original data using
LM-79-08 Approved Method: Electrical and Photometric Measurements of Solid-
State Lighting Products

Test Report Prepared for
Cooper Lighting Solutions
(formerly Eaton)

Brand: STREETWORKS

Report Number: P318462

Luminaire Tested: **GAN-SA8D-750-U-T3**

Issue Date: 3/3/2020

Test Information

Test Method: LM-79-08
Report Number: P318462
TEST IS SCALED FROM IESNA LM-79-08 TEST DATA (G2-1903-205-14)
Test Lab: INNOVATION CENTER
Issue Date: 3/3/2020
Manufacturer: COOPER LIGHTING SOLUTIONS (FORMERLY EATON)
Product Line: STREETWORKS
Catalog Number: GAN-SA8D-750-U-T3
Description: GALLEON AREA AND ROADWAY LUMINAIRE
(8) 70 CRI, 5000K, 1200mA LIGHTSQUARES WITH 16 LEDS EACH AND TYPE III OPTICS
Light Source: -
Ballast/Driver: ELECTRONIC DRIVER

Summary

Lumens per Lamp: N/A
Luminaire Lumens: 62197 lumens
Efficiency: N/A
Efficacy: 121.7 lumens/watt
Luminous Opening: Rectangular (W 2' x L: 1' x H: 0')
IES Classification: Type III - Short
BUG Rating: B4 - U0 - G5

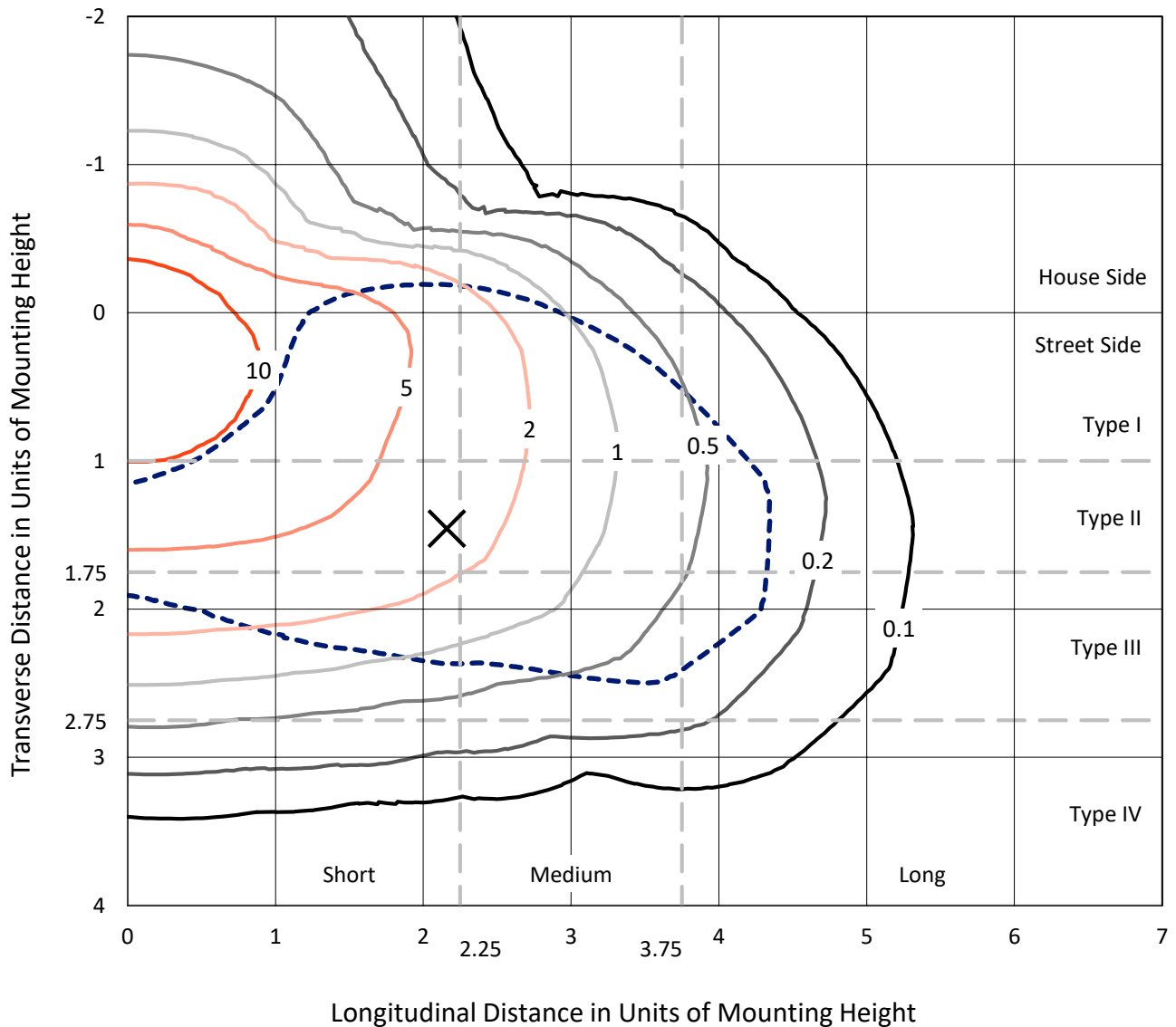
Input Watts (W): 511
Input Voltage (V): NR
Input Current (Ain): NR
Voltage Rise (V): NR
Power Factor: NR
Total Harmonic Distortion (THDi): NR
Frequency (hertz): 60
Stabilization Time: NR
Operation Time: NR
Ambient Temperature (°C): NR
Test Distance: 24 FT



REPORT NUMBER: P318462
 CATALOG NUMBER: GAN-SA8D-750-U-T3

Iso-Footcandle Lines of Horizontal Illumination

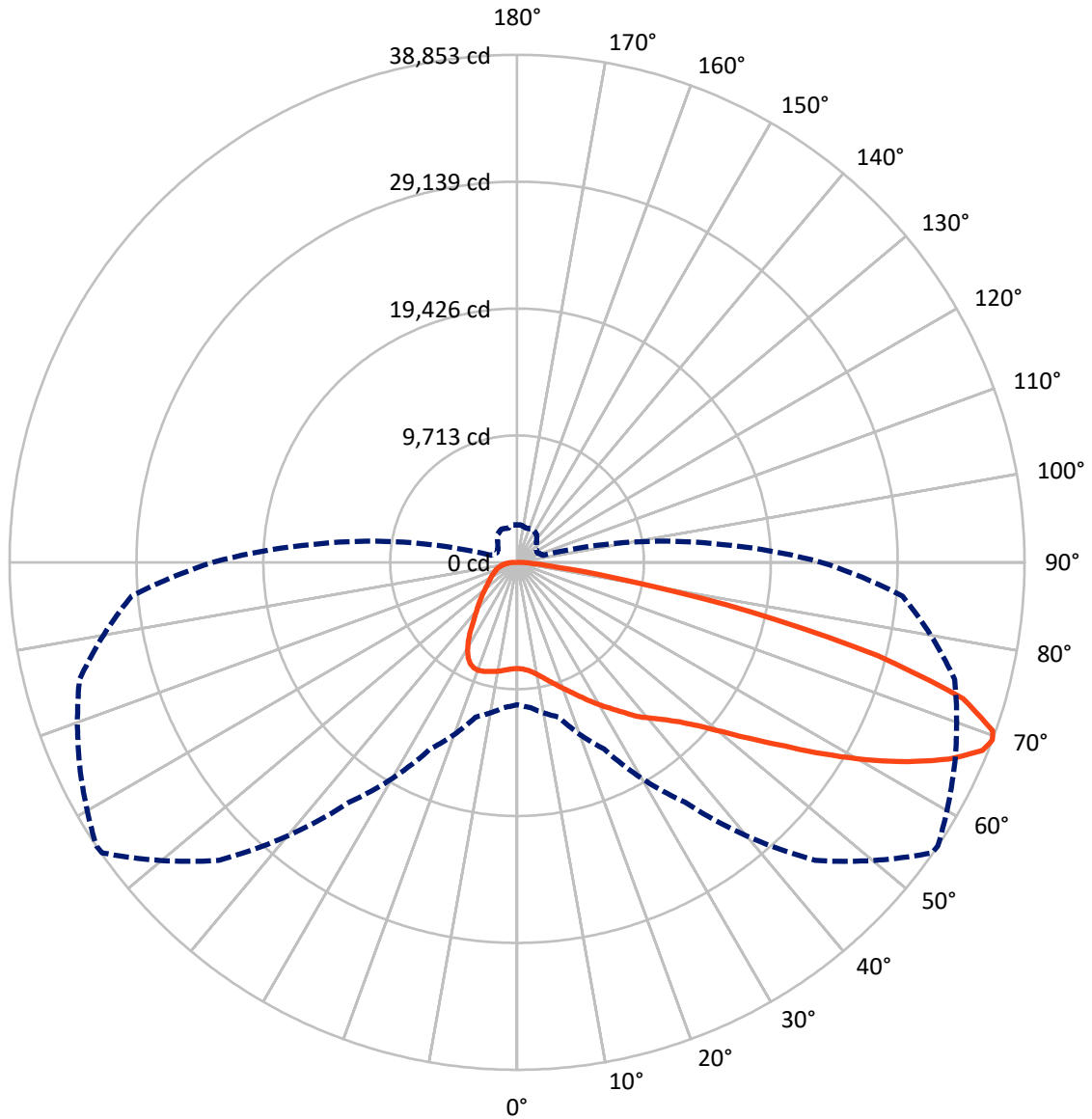
✕ Max cd
 - - - 1/2 Max cd



Based on 25 foot mounting height. Maximum calculated value = 14.2 fc
 Type III - Short - N/A

REPORT NUMBER: P318462
CATALOG NUMBER: GAN-SA8D-750-U-T3

Luminous Intensity Polar Plot



— Vertical Plane Through 56-Deg Lateral - - - Horizontal Cone Through 69-Deg Vertical

REPORT NUMBER: P318462
 CATALOG NUMBER: GAN-SA8D-750-U-T3

FLUX DISTRIBUTION:

		Downward	Upward	Total
House Side	Lumens	13851.2	0.0	13851.2
	% Fixture	22.3	0.0	22.3
Street Side	Lumens	48345.8	0.0	48345.8
	% Fixture	77.7	0.0	77.7
Total	Lumens	62197.0	0.0	62197.0
	% Fixture	100.0	0.0	100.0

ZONAL LUMENS:

Zone	Lumens	% Fixture
0°-10°	798.6	1.3
10°-20°	2568.1	4.1
20°-30°	4482.8	7.2
30°-40°	6439.4	10.4
40°-50°	8911.9	14.3
50°-60°	13057.1	21.0
60°-70°	15919.0	25.6
70°-80°	8801.1	14.2
80°-90°	1219.0	2.0
90°-100°	0.0	0.0
100°-110°	0.0	0.0
110°-120°	0.0	0.0
120°-130°	0.0	0.0
130°-140°	0.0	0.0
140°-150°	0.0	0.0
150°-160°	0.0	0.0
160°-170°	0.0	0.0
170°-180°	0.0	0.0
0°-90°	62197.0	100.0
0°-180°	62197.0	100.0

Coefficient of Utilization

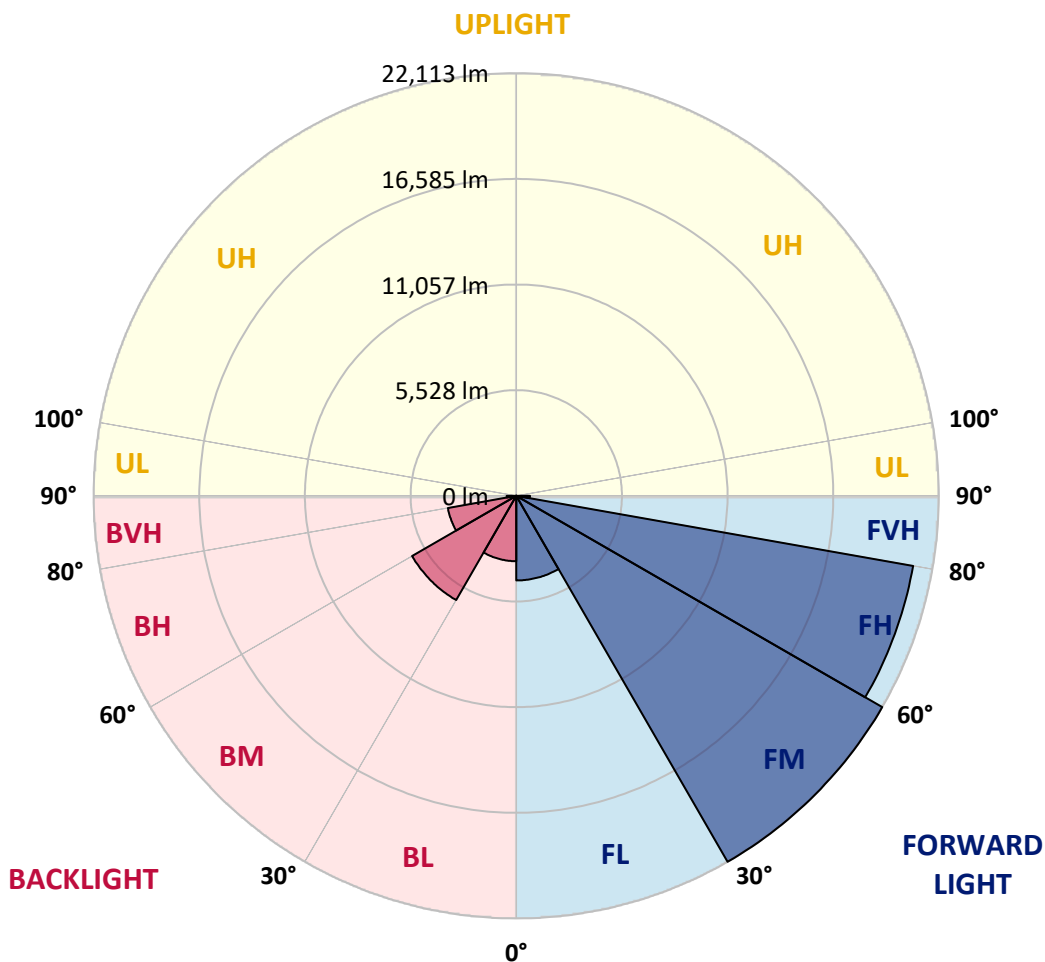


REPORT NUMBER: P318462
 CATALOG NUMBER: GAN-SA8D-750-U-T3

LUMINAIRE CLASSIFICATION SYSTEM LUMEN TABLE AND BUG RATING:

Zone	Lumens	% Fixture	Zone Rating/Lumen Limit		
			B	U	G
FL (0°-30°)	4426.6	7.1			
FM (30°-60°)	22113.3	35.6			
FH (60°-80°)	21087.9	33.9			G5
FVH (80°-90°)	718.0	1.2			G4/750
BL (0°-30°)	3422.9	5.5	B4/5000		
BM (30°-60°)	6295.0	10.1	B4/8500		
BH (60°-80°)	3632.2	5.8	B4/5000		G4/5000
BVH (80°-90°)	501.0	0.8			G4/750
UL (90°-100°)	0.0	0.0		U0/0	
UH (100°-180°)	0.0	0.0		U0/0	

BUG Rating: B4-U0-G5
 Type III Short





REPORT NUMBER: P318462

CATALOG NUMBER: GAN-SA8D-750-U-T3

CANDELA DISTRIBUTION (FULL):

	0°	5°	15°	25°	35°	45°	55°	56°	65°	75°	85°
0°	8131.3	8131.3	8131.3	8131.3	8131.3	8131.3	8131.3	8131.3	8131.3	8131.3	8131.3
2.5°	8182.7	8191.3	8184.9	8202.0	8182.7	8195.6	8184.9	8184.9	8178.5	8159.2	8137.7
5°	8311.3	8328.4	8317.7	8334.9	8311.3	8315.6	8296.3	8296.3	8277.0	8236.3	8193.5
7.5°	8512.7	8532.0	8523.4	8540.6	8508.4	8508.4	8482.7	8480.6	8442.0	8375.6	8326.3
10°	8752.7	8778.4	8769.8	8795.5	8769.8	8778.4	8752.7	8752.7	8701.3	8607.0	8544.9
12.5°	9101.9	9134.1	9110.5	9108.4	9097.7	9114.8	9093.4	9089.1	9041.9	8913.4	8827.7
15°	9569.0	9603.3	9554.0	9549.7	9489.8	9483.3	9483.3	9476.9	9446.9	9292.6	9151.2
17.5°	10106.8	10117.5	10074.7	10006.1	9929.0	9879.7	9873.3	9890.4	9890.4	9710.4	9485.5
20°	10633.9	10653.2	10618.9	10541.8	10443.2	10370.4	10319.0	10353.2	10351.1	10136.8	9817.6
22.5°	11208.2	11253.1	11201.7	11103.2	10987.5	10906.0	10816.1	10846.0	10848.2	10584.6	10143.3
25°	11951.6	11910.9	11878.8	11739.5	11574.5	11491.0	11407.4	11437.4	11428.8	11066.7	10479.7
27.5°	12609.4	12618.0	12575.2	12427.3	12236.6	12052.4	12048.1	12067.4	12035.2	11568.1	10796.8
30°	13374.4	13378.6	13318.7	13185.8	12978.0	12740.1	12684.4	12716.6	12648.0	12043.8	11131.0
32.5°	14135.0	14156.4	14090.0	13929.3	13762.2	13472.9	13361.5	13382.9	13211.5	12530.2	11476.0
35°	14801.4	14831.4	14809.9	14702.8	14520.7	14272.1	14139.3	14126.4	13914.3	13125.8	11932.4
37.5°	15480.6	15508.4	15484.9	15394.9	15322.0	15058.5	14987.8	14987.8	14619.2	13734.3	12513.0
40°	16179.1	16221.9	16194.1	16069.8	16007.7	15887.7	15718.4	15677.7	15279.2	14465.0	13460.1
42.5°	16828.3	16884.0	16995.4	16922.6	16796.2	16813.3	16472.6	16451.2	16159.8	15544.9	14649.2
45°	17749.6	17831.1	18019.6	17963.9	17938.2	17843.9	17439.0	17419.7	17308.3	16997.6	16125.5
47.5°	18754.5	18866.0	19206.6	19217.3	19493.7	19315.9	18765.2	18698.8	18724.5	18737.4	17927.5
50°	19680.2	19802.3	20361.5	20625.1	21276.4	21315.0	20434.4	20374.4	20475.1	20770.8	20027.3
52.5°	20419.4	20573.6	21272.1	22086.3	23202.7	23519.8	22489.2	22444.2	22519.2	23029.1	22401.3
55°	20961.5	21128.6	21889.2	23371.9	25154.6	25713.8	24854.6	24811.8	24858.9	25508.1	24983.2
57.5°	21087.9	21128.6	22232.0	24237.6	26802.3	28145.7	27749.3	27663.6	27432.2	27997.9	27832.9
60°	20494.4	20657.2	21949.2	24541.8	28077.2	30543.3	30774.7	30667.6	30018.4	30481.2	30348.4
62.5°	19290.2	19581.6	20892.9	24079.0	28576.4	32501.7	33742.3	33613.7	32495.3	32795.3	32156.8
65°	17323.3	17447.5	18825.2	22482.7	27942.2	33755.2	36388.5	36324.2	34916.5	34447.2	32491.0
67.5°	13805.0	14038.6	15208.5	19146.6	25347.4	33607.3	38434.7	38428.3	36497.7	35060.0	31306.1
69°	10906.0	11148.2	12262.3	15772.0	22429.2	32255.3	38777.5	38852.5	36943.4	34687.2	29613.4
70°	8694.8	8975.5	9740.4	13284.4	19838.7	30472.6	38492.5	38627.5	36857.7	34072.3	28051.5
72.5°	3700.3	3927.5	4471.7	6847.9	12090.9	22754.8	35195.0	35705.0	34871.5	31184.0	23183.4
75°	1615.6	1686.3	1932.7	2791.9	5367.3	12384.5	27571.5	28514.3	29817.0	26358.8	17269.7
77.5°	1182.7	1212.7	1347.7	1639.1	2408.3	4677.4	17730.4	18278.9	21503.5	19180.9	10593.2
80°	914.9	936.3	1041.3	1204.2	1572.7	1892.0	8086.3	8557.7	12090.9	9851.9	4411.7
82.5°	728.5	743.5	816.3	887.1	1086.3	1146.3	2684.7	2978.3	4463.1	2721.2	1167.7
85°	677.1	694.2	719.9	647.1	696.4	672.8	1161.3	1214.9	1347.7	1069.2	488.5
87.5°	306.4	362.1	713.5	503.5	370.7	295.7	475.7	497.1	559.2	561.4	216.4
90°	0.0	0.0	0.0	0.0	0.0	0.0	0.0	0.0	0.0	0.0	0.0



REPORT NUMBER: P318462
 CATALOG NUMBER: GAN-SA8D-750-U-T3

CANDELA DISTRIBUTION (continued):

	90°	95°	105°	115°	125°	135°	145°	155°	165°	175°	180°
0°	8131.3	8131.3	8131.3	8131.3	8131.3	8131.3	8131.3	8131.3	8131.3	8131.3	8131.3
2.5°	8150.6	8144.2	8154.9	8129.2	8161.3	8159.2	8148.5	8152.7	8174.2	8172.0	8174.2
5°	8199.9	8195.6	8208.5	8189.2	8227.7	8240.6	8242.7	8262.0	8285.6	8292.0	8292.0
7.5°	8324.2	8324.2	8330.6	8304.9	8330.6	8328.4	8317.7	8337.0	8360.6	8362.7	8360.6
10°	8538.4	8540.6	8529.9	8463.4	8442.0	8384.2	8330.6	8332.7	8362.7	8386.3	8392.7
12.5°	8808.4	8799.8	8752.7	8630.6	8540.6	8422.7	8367.0	8364.9	8394.9	8414.2	8420.6
15°	9116.9	9093.4	8971.2	8772.0	8613.4	8497.7	8407.7	8386.3	8369.2	8347.7	8349.9
17.5°	9408.3	9354.8	9151.2	8874.8	8707.7	8553.4	8379.9	8240.6	8144.2	8088.5	8071.3
20°	9704.0	9599.0	9305.5	8971.2	8759.1	8478.4	8144.2	7861.3	7685.7	7604.2	7589.2
22.5°	9974.0	9804.7	9449.0	9071.9	8718.4	8225.6	7700.7	7289.3	7045.0	6935.7	6944.3
25°	10237.5	10001.8	9599.0	9142.6	8512.7	7779.9	7083.6	6577.9	6295.1	6172.9	6168.7
27.5°	10468.9	10201.1	9761.9	9084.8	8129.2	7145.7	6352.9	5860.1	5624.4	5519.4	5502.3
30°	10734.6	10451.8	9978.3	8864.1	7567.8	6412.9	5639.4	5292.3	5125.2	5020.2	5000.9
32.5°	11058.2	10792.5	10156.1	8463.4	6850.0	5648.0	5082.3	4840.2	4688.1	4570.3	4548.8
35°	11529.5	11242.4	10201.1	7889.2	6061.5	5043.8	4673.1	4424.6	4218.9	4066.7	4051.7
37.5°	12120.9	11806.0	10098.3	7145.7	5296.6	4651.7	4332.4	4026.0	3758.2	3543.9	3509.6
40°	12973.7	12498.0	9813.3	6288.7	4733.1	4349.6	4000.3	3651.1	3319.0	3068.3	3019.0
42.5°	13997.9	13310.1	9376.2	5435.9	4319.6	4043.2	3670.3	3237.5	2920.4	2742.6	2716.9
45°	15300.6	14154.3	8769.8	4690.2	3912.5	3736.8	3314.7	2916.1	2719.0	2588.3	2566.9
47.5°	16787.6	15101.3	8133.5	4083.9	3567.5	3449.7	3029.7	2772.6	2616.2	2513.3	2494.0
50°	18615.3	16170.5	7458.5	3586.8	3220.4	3104.7	2894.7	2693.3	2569.0	2489.7	2470.5
52.5°	20676.5	17376.8	6972.2	3194.7	2933.3	2849.7	2824.0	2650.4	2549.7	2489.7	2470.5
55°	22896.3	18604.5	6447.2	2864.7	2684.7	2708.3	2776.9	2654.7	2586.2	2513.3	2485.5
57.5°	25118.2	19873.0	5862.3	2586.2	2487.6	2603.3	2744.7	2663.3	2605.5	2534.7	2509.0
60°	26875.1	20676.5	4955.9	2352.6	2331.2	2487.6	2667.6	2599.0	2524.0	2526.2	2521.9
62.5°	27695.8	20633.6	3955.3	2144.8	2174.8	2331.2	2543.3	2498.3	2436.2	2519.7	2526.2
65°	27235.1	19605.2	3079.0	1956.2	2007.7	2168.4	2414.8	2449.0	2470.5	2631.2	2652.6
67.5°	25302.4	17603.9	2384.8	1791.2	1855.5	2056.9	2427.6	2667.6	2695.4	2864.7	2862.6
69°	23303.4	15727.0	2071.9	1705.5	1780.5	2084.8	2594.7	2806.9	2701.9	2881.9	2856.1
70°	21627.8	14242.1	1904.8	1647.7	1746.3	2134.1	2706.2	2804.7	2669.7	2824.0	2781.1
72.5°	16656.9	10246.1	1615.6	1540.6	1630.5	2041.9	2738.3	2742.6	2594.7	2624.7	2551.9
75°	11424.6	6475.1	1409.9	1394.9	1454.9	1840.5	2635.4	2620.4	2399.8	2356.9	2296.9
77.5°	6299.4	3289.0	1197.7	1255.6	1296.3	1630.5	2395.5	2374.0	2191.9	2101.9	2080.5
80°	2429.8	1439.9	1011.3	1116.3	1142.0	1412.0	2099.8	2080.5	1928.4	1812.7	1780.5
82.5°	917.1	754.2	835.6	966.3	957.8	1165.6	1778.4	1767.7	1619.8	1450.6	1399.1
85°	424.2	452.1	662.1	797.1	734.9	863.5	1422.7	1442.0	1262.0	1060.6	1060.6
87.5°	180.0	252.8	469.2	602.1	495.0	582.8	1043.5	996.3	914.9	634.2	595.7
90°	0.0	0.0	0.0	0.0	0.0	0.0	0.0	0.0	0.0	0.0	0.0

(END OF REPORT)